



**Mondial
Relay**



InPost

WIDGET

Version : V4.1

Date : December 2019




Updates

Version	Date	Comment
V-3.1	July 2015	Update
V-3.2.1	October 2017	HTTPS protocol + add settings and methods
V-3.2.2	March 2018	Script version 3.3
V-4	July 2018	Add Leafleft
V-4.1	December 2019	Delivery mode update

Contents

Introduction.....	4
Usage	5
Version.....	5
About the Map	6
Parameters	6
Méthods	9
Commented examples.....	10
HTML	10
JavaScript.....	11






Introduction

The widget is a javascript tool which displays Point Relais® on a map without server implementation.

A demonstration and the documentation are available on this web page: widget.mondialrelay.com

Sélectionnez votre Point Relais® Mondial Relay.

 Ville CP  

(A) - LES HALLES DE MOULINS
40-42 RUE JEAN JAURES
59000 - LILLE

(B) - BOULANGERIE HUBINON LAMONT
Fermé du 13/08/2018 au 04/09/2018
67 RUE D'ISLY
59000 - LILLE


(C) - ALLO FLEURS
Fermé du 30/07/2018 au 20/08/2018
9 RUE D'ISLY
59000 - LILLE

(D) - MY AUCHAN WAZEMMES
14 PLACE NOUVELLE AVENTURE
59000 - LILLE

(E) - LA BAGUETTE DU BOIS
Fermé du 27/07/2018 au 01/09/2018
133 AVENUE DE DUNKERQUE
59000 - LILLE

(F) - o'marche des biscottes
Rue de Marquillies 33
59000 - LILLE

(G) - IMEDIAPHONE
94 RUE RACINE
59000 - LILLE



Leaflet | © OpenStreetMap contributors

Usage

In order to use this widget, you just have to know the place you want to display it and in which field you want to get the PUP number back.

Once these questions have been solved, you just have to reference our widget, JQuery (if you don't already use it) and the GoogleMap API.

N.B : To use the widget in a secured environment please replace « http » by « https » in the script URL.

```
1. <!--On charge JQuery depuis le CDN de google-->
2. <script type="text/javascript" src="//ajax.googleapis.com/ajax/libs/jquery/2.2.4/jquery.min.js"></script>
3.
4. <!-- Charger Leaflet pour l'affichage de la map-->
5. <script type="text/javascript" src="//unpkg.com/leaflet/dist/leaflet.js"></script>
6. <link rel="stylesheet" type="text/css" href="//unpkg.com/leaflet/dist/leaflet.css" /
  >
7.
8. <!--On charge le widget mondial relay depuis leurs serveurs-->
9. <script type="text/javascript" src="https://widget.mondialrelay.com/parcelshop-picker/jquery.plugin.mondialrelay.parcelshoppicker.min.js"></script>
```

Then, insert the code lines below:

```
1. $(document).ready(function () {
2.     // Charge le widget dans la DIV d'id "Zone_Widget" avec les paramètres indiqués
3.     // et renverra le Point Relais sélectionné par l'utilisateur dans le champs d'ID "Retour_Widget"
4.     $("#Zone_Widget").MR_ParcelShopPicker({
5.         Target: "#Retour_Widget", // Selecteur JQuery de l'élément dans lequel sera renvoyé l'ID du Point Relais sélectionné (généralement un champ input hidden)
6.         Brand: "BDTEST ", // Votre code client Mondial Relay
7.         Country: "FR" // Code ISO 2 lettres du pays utilisé pour la recherche
8.     });
9. });
```

Done! Loading your page, the widget should appear.

Of course, you can adapt widget's behavior using the parameters below.

Version

The current version is available on line: <https://widget.mondialrelay.com/parcelshop-picker/version>.

It's defined as follow: **4.M.m** with “**M**” the major version and “**m**” the minor version.

From version 4, it's not necessary anymore to precise a specific version. The last one will always be loaded.

It's not possible to downgrade to a previous minor version.

About the Map

Following Google's policy change in June 2018 about the use of Google Map, we choose to migrate the widget on Leaflet/OpenStreetMap..

However, it's still possible to use Google Maps by changing Google API script and filling your own Google API key.

```
1. <!--On charge JQuery depuis le CDN de google-->
2. <script type="text/javascript" src="//ajax.googleapis.com/ajax/libs/jquery/2.2.4/jquery.min.js"></script><!--On charge Google Map API-->
3. <script type="text/javascript" src="https://maps.googleapis.com/maps/api/js?key=<your_googleapi_key>"></script>
4.
5. <!--On charge le widget mondial relay depuis leurs serveurs-->
6. <script type="text/javascript" src="https://widget.mondialrelay.com/parcelshop-picker/jquery.plugin.mondialrelay.parcelshoppicker.min.js"></script>
```

Then, you must set the widget with the option EnableGmap to display the Google Maps.

```
1. $(document).ready(function () {
2.     $("#Zone_Widget").MR_ParcelShopPicker({
3.         Target: "#Retour_Widget",
4.         Brand: "BDTEST",
5.         Country: "FR",
6.         EnableGmap: true
7.     });
8. });
```

Parameters

Option	Mandatory	Description
Target	Yes	JQUERY selector of the element in which chosen PUP ID will be sent (generally in an « <i>input hidden</i> » field).
TargetDisplay	No	JQUERY selector of the element in which will be sent the PUP ID of the selected PUP (secondary for the display)
TargetDisplayInfoPR	No	JQUERY selector of the element in which complete address information of the chosen PUP will be sent.
Brand	Yes	Your Mondial Relay's brand ID number
Country	No (default: FR)	ISO Code : 2 letters of the country being searched

AllowedCountries	No	Authorized countries list (ISO 2 letters code separated by commas)
PostCode	No	Default zip code
EnableGeolocalisedSearch	Non	Enable/Disable the geolocated search if user's browser allows it.
ColLivMod	No (default: 24R)	Enables to filter PUPs depending on delivery mode used. (PUP L (24R), XL (24L)) Please see your contract for further information.
Weight	No	Enables to filter PUPs depending on parcel's weight (in grams)
NbResults	No (default: 7)	Number of PUPs returned
SearchDelay	No	Enables to specify number of days between PUP search and parcel's collection. This option enables to filter PUPs which could be on holiday at delivery time.
CSS	No (default: 1)	Specifies that you'll use your own CSS style sheet using the value « 0 ».
MapScrollWheel	No (default : false)	Activates the zoom on scrolling the map.
MapStreetView	No (default: false)	Activates Street View mode on the map. (Be careful with Google's quotas).
Responsive	No (default: false)	Enable responsive display mode

ShowResultsOnMap	No (default: true)	Enables / disables the display of search results on a map.
DisplayMapInfo	No (default: true)	Enable/disable the tooltip display when a Pickup Point is selected
EnableGmap	No (default: false)	Forces the use of Google Maps instead of Leafleft
Service	No	Non Applicable, internal Mondial Relay data
OnNoResultReturned	No (défaut : null)	<p>Callback function triggered when no result is returned for the given zip code</p> <pre> 1. OnNoResultReturned: 2. function () { 3. alert("Aucun résultat n'a été retourné") 4. }</pre>
OnSearchSuccess	Non (défaut : null)	<p>Callback function triggered when results are returned for the given zip code</p> <pre> 1. OnSearchSuccess: 2. function (data) { 3. alert("Premier résultat : " + alert(data.PRList[4. 0].Nom)) 5. }</pre>
OnParcelShopSelected	No	<p>Callback function. PUP information are returned in an object contained into the "Data" parameter.</p> <p>Adresse 1: "9 AVENUE ANTOINE PINAY "</p> <p>Adresse 2: ""</p> <p>CP: "59510"</p> <p>HoursHtmlTable: ""</p> <p>ID: "066974"</p>

		<p>Lat: "50,65001880"</p> <p>Long: "03,19895540"</p> <p>Nom: "AGENCE MONDIAL RELAY "</p> <p>Pays: "FR"</p> <p>Photo: null</p> <p>Ville: "HEM"</p>
--	--	---

Méthods

Méthod	Description
MR_SetParams	<p>Allows to reset a setting after the widget loading.</p> <p>1. <code>\$("#Zone_Widget").trigger("MR_SetParams",{CollivMod: "24L" })</code></p> <p>This example changes the search filter on delivery modes.</p>
MR_RebindMap	<p>Reinitiates the map rendering (useful when the widget is displayed in a hidden DIV).</p> <p>Example:</p> <p>1. <code>\$("#Zone_Widget").trigger("MR_RebindMap")</code></p>
MR_DoSearch	<p>Triggers a research using the zip code.</p> <p>Example with the zip code 59510 in France:</p> <p>1. <code>\$("#Zone_Widget").trigger("MR_DoSearch",[59510,"FR"]);</code></p>

Commented examples

HTML

```
<?xml version="1.0" encoding="UTF-8" ?>
<!DOCTYPE html>
<html xmlns="http://www.w3.org/1999/xhtml" xml:lang="fr" lang="fr" dir="ltr">

  <head>
    <title>Commented example of the widget implementation</title>

    <!--jquery library required by the Mondial Relay widget and must be called before to call the Mondial
    Relay widget library.
    The symbol "$" at the beginning of a JavaScript instruction is characteristic of JQuery. -->
    <script src="//ajax.googleapis.com/ajax/libs/jquery/2.2.4/jquery.min.js"></script>

    <!-- Leaflet library -->
    <script src="https://unpkg.com/leaflet/dist/leaflet.js"></script>
    <link rel="stylesheet" type="text/css" href="https://unpkg.com/leaflet/dist/leaflet.css" />

    <!--MR widget -->
    <script src="https://widget.mondialrelay.com/parcelshop-
    picker/jquery.plugin.mondialrelay.parcelshoppicker.min.js"></script>
  </head>

  <body>
    <!--widget display area -->
    <div id="Zone_Widget"></div>

    <div style="padding:8px; overflow:auto;">
      <div style="background:#edffb2; border:solid 1px #a5f913; padding:5px; font-family:verdana; font-
      size:10px;">
        <em>This area isn't in the widget but in the parent page</em><br/><br/>
        <div style="display:inline-block; vertical-align:top;">

          <!--The tag which has the id "TargetDisplay_widget" is set to receive the selected Pickup Point
          -->
          selected Pickup Point: <input type="text" id="TargetDisplay_widget" /><br/>
        </div>
      </div>
    </div>
  </body>
</html>
```

```

    <!-- HTML tag with the id "Target_Widget", set to receive the selected Pickup Point -->
    Hidden : <input type="text" id="Target_Widget" /><br/>

    <!--HTML tag with the id "TargetDisplayInfoPR_Widget" set to receive the address of the selected
Pickup Point -->
    Pickup Point information: <span id="TargetDisplayInfoPR_Widget"></span>

</div>

<hr />

<div style="display:inline-block;">
    <!-- HTML tag used with the callback function to receive data to display -->
    <div style="font-weight:bold;text-decoration:underline;">Callback zone</div><br/>
    <div>data.ID = <span id="cb_ID"></span></div>
    <div>data.Nom = <span id="cb_Nom"></span></div>
    <div>data.Adresse = <span id="cb_Adresse"></span></div>
    <div>data.CP = <span id="cb_CP"></span></div>
    <div>data.Ville = <span id="cb_Ville"></span></div>
    <div>data.Pays = <span id="cb_Pays"></span></div>
</div>
</div>
</div>
</body>

</html>

```

JavaScript

```

// Initializes the widget after the complete page loading
$(document).ready(function() {
    // Load the widget in the DIV with the id "zone_widget" with the indicated settings
    $("#Zone_Widget").MR_ParcelShopPicker({
        //
        // Page link setting.
        //
        // Selector of the element in which is sent the Pickup point ID (ex: input hidden)
    });

```

```

Target: "#Target_Widget",
// Selector of the element in which is sent the Pickup point ID to be displayed

TargetDisplay: "#TargetDisplay_Widget",
// Selector of the element in which are sent all the Pickup Point information (address, etc.)

TargetDisplayInfoPR: "#TargetDisplayInfoPR_Widget",
//
// widget settings
//
// Mondial Relay customer ID on 8 digits. (Add spaces on the right if your customer ID doesn't contain
8 digits)

// BDTEST is for tests => a warning message is displayed if you use this test ID

Brand: "BDTEST ",
// ISO Code : 2 letters of the country being searched

Country: "FR",
// Default zip code

PostCode: "59000",
// Delivery mode (Standard [24R], XL [24L], Drive [DRI])

CollivMod: "24R",
// Number of PUPS returned

NbResults: "7",
//
// widget display settings
//
// Enable/disable the display of search results on a map.

ShowResultsOnMap: true,
// Enable/disable the tooltip display when a Pickup Point is selected

DisplayMapInfo: true,
// Callback function triggered when a Pickup Point is selected.

OnParcelShopSelected:
    // Callback function. Pickup Point information are returned in an object contained into the "Data"
parameter.

function(data) {
    $("#cb_ID").html(data.ID);
    $("#cb_Nom").html(data.Nom);
    $("#cb_Adresse").html(data.Adresse1 + ' ' + data.Adresse2);
    $("#cb_CP").html(data.CP);
    $("#cb_Ville").html(data.Ville);

```

```
    $("#cb_Pays").html(data.Pays);
  }
  //
  // Other settings.
  //
  // Filters PUPs depending on parcel's weight ( in grams)
  // weight: "",
  // Specifies the number of days between PUP search and parcel's collection. This option filters PUPs
  which could be on holiday at delivery time.
  // SearchDelay: "3",
  // Allowed countries list (ISO 2 letters code separated by commas)
  // AllowedCountries: "FR,ES",
  // Forces the use of Google Maps instead of Leafleft
  // EnableGmap: true,
  // Enable/Disable the geolocated search if user's browser allows it.
  // EnableGeolocalisedSearch: "true",
  // Specifies that you'll use your own CSS style sheet using the value « 0 ».
  // CSS: "1",
  // Enables the zoom on scrolling the map.
  //,MapScrollWheel: "false",
  // Activates Street View mode on the map. (Be careful with Google's quotas).
  // MapStreetView: "false"
});
});
```